

# Beyond Waste Progress Report

Washington State's solid and hazardous waste plan, also called the Beyond Waste plan, was adopted November 2004. The purpose of the 30-year plan is to get us to the Beyond Waste vision (see sidebar). Stated very simply, the vision declares we want to use most waste as resources thereby eliminating wastes. The report is assessing our progress towards reaching the Beyond Waste vision.

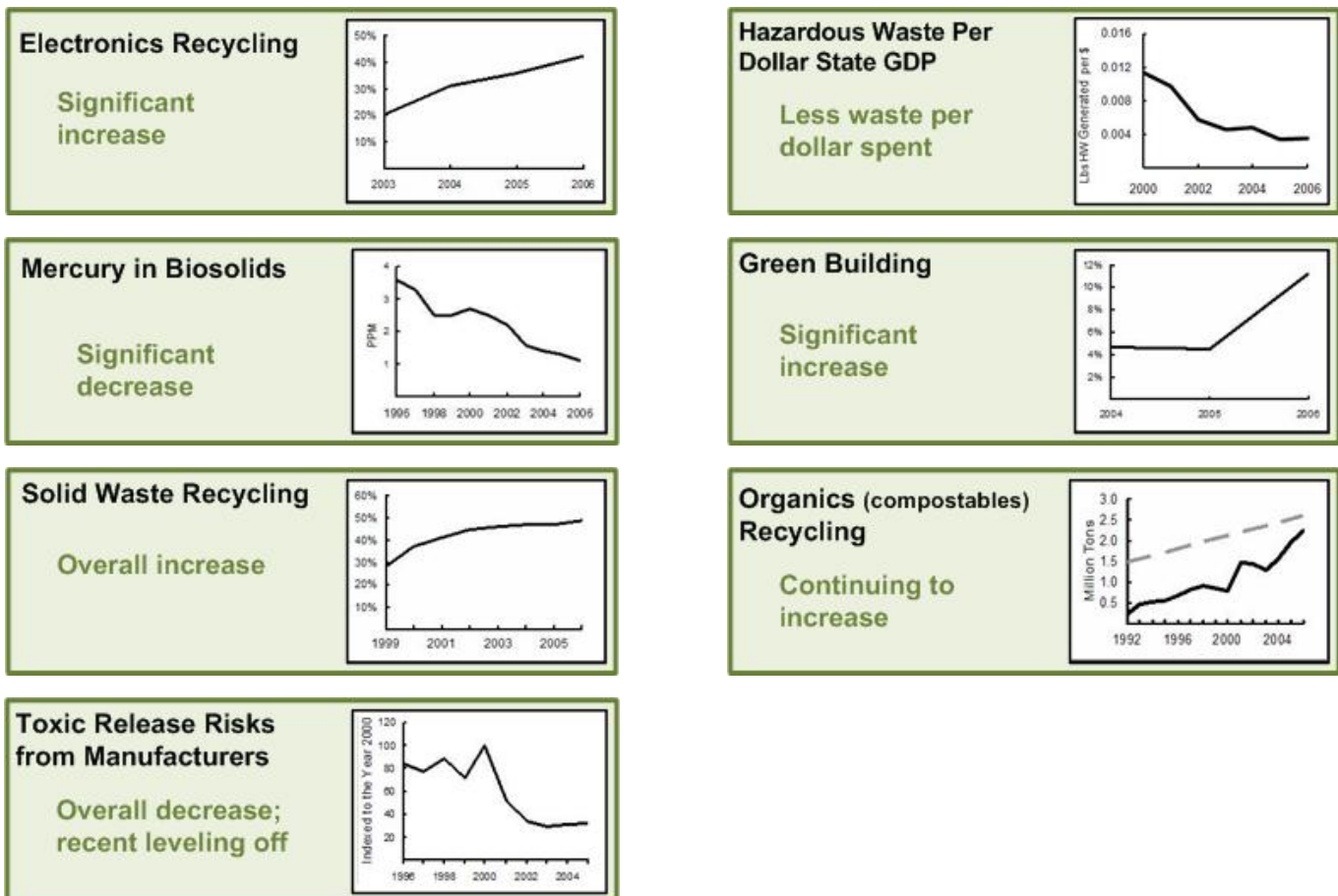
## Beyond Waste Vision

*We can transition to a society where waste is viewed as inefficient, and where most wastes and toxic substances have been eliminated. This will contribute to economic, social, and environmental vitality.*

The Washington State Department of Ecology has developed a series of indicators that track progress toward the Beyond Waste goals. Listed below are sixteen indicators and a quick snapshot of the trend of the indicator. For more information about the indicator, go to [www.ecy.wa.gov/beyondwaste/progressreport](http://www.ecy.wa.gov/beyondwaste/progressreport)

How are we doing in reaching the vision? We have many positive trends, especially in the following areas: solid waste recycling, green building, organics (compostables), electronics, and toxic release risks. We have not yet achieved consistent positive trends of both hazardous waste and solid waste generation decreasing (although solid waste went down for the first time) and solid and hazardous waste increasing. These four indicators combined would be a true picture of whether we are achieving Beyond Waste or not. If most current trends continue however, we should be able to achieve the Beyond Waste vision over time.

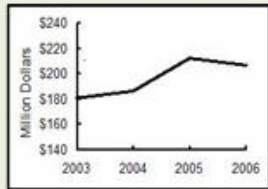
## Trends that help us to the Beyond Waste vision:



## Trends that are mixed or too soon to tell:

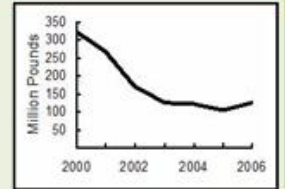
### Economic Value of Recyclables Disposed

Overall increase;  
recent decrease



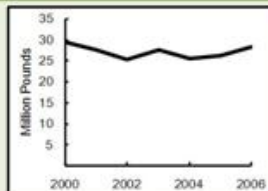
### Hazardous Waste Generation

Overall decrease;  
recent increase



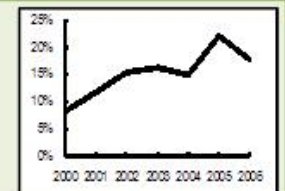
### Hazardous Waste Recycling

Overall decrease;  
recent increase



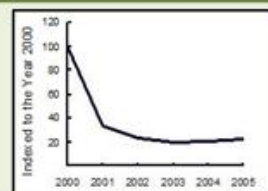
### Paint Recycling

Overall increase;  
recent decrease



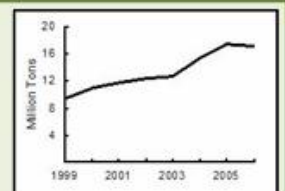
### Lawn and Garden Pesticide Toxicity

Purchases up;  
toxicity down



### Solid Waste Generation

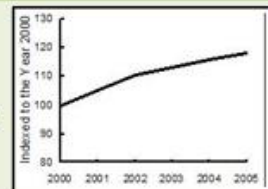
Overall increase;  
recent decrease



## Trends that need improvement to help us with the Beyond Waste vision:

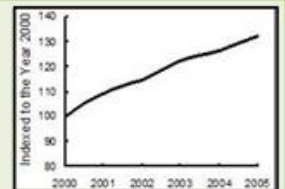
### Consumer Climate Change Index

Increase in greenhouse  
gas emissions



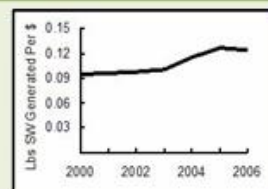
### Consumer Ecosystem Toxicity Index

Overall increase



### Solid Waste Per Dollar State GDP

More waste per  
dollar spent



For more information about the following:

- The 2004 Beyond Waste plan, go to [www.ecy.wa.gov/pubs/0407022.pdf](http://www.ecy.wa.gov/pubs/0407022.pdf)
- Latest progress report, go to [www.ecy.wa.gov/beyondwaste/bwprog\\_front.html](http://www.ecy.wa.gov/beyondwaste/bwprog_front.html)
- The 2009 Beyond Waste plan update, e-mail Chris Chapman in the Hazardous Waste and Toxics Reduction Program at [ccha461@ecy.wa.gov](mailto:ccha461@ecy.wa.gov) or Janine Bogar, in the Solid Waste and Financial Planning Program at [jabo461@ecy.wa.gov](mailto:jabo461@ecy.wa.gov).



*If you need this information in an alternate format, please call the Hazardous Waste and Toxics Reduction Program at 360-407-6700. Persons with hearing loss can call 711 for Washington Relay Service. Persons with a speech disability can call 877-833-6341.*

Publication 08-04-019