

# Pend Oreille County

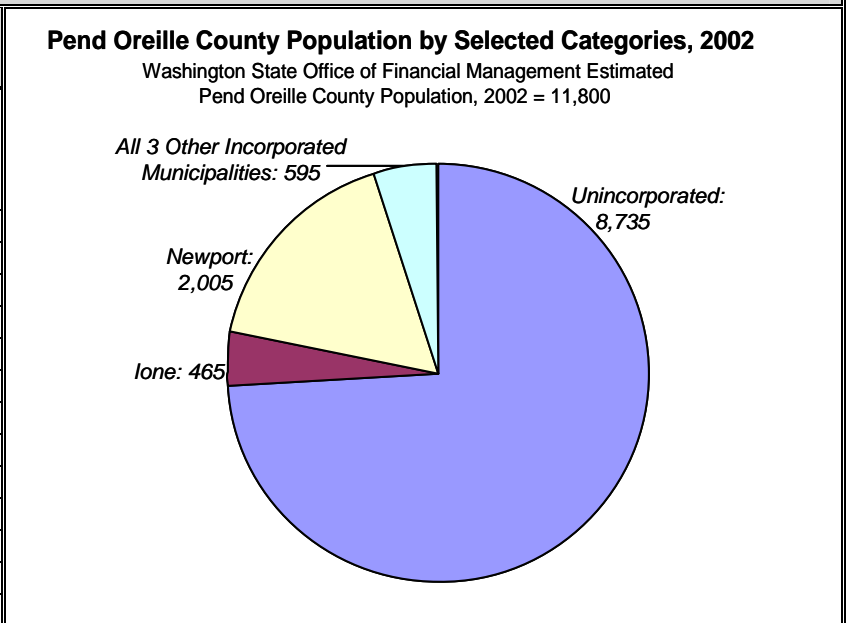
<http://www.co.pend-oreille.wa.us/>

Demographics		2002 Estimates (Except Where Noted)	Other Pend Oreille County Facts											
Washington State Population:		6,041,700	Percent in Households where English is Spoken Less than "Very Well" (Population Age 5 and Above, 2000):	Less than 3.0%										
County Population:		11,800	Military Bases within County:	None										
County Population Density (persons/sq mi):		8.43	Universities/Community Colleges:	None										
Total County Households:		6,811	Land area of County (square miles):	1,400.3										
2000 Per Capita Personal Income (Inflation-Adjusted to 2000 Dollars):		\$19,000 - \$21,999	<table border="1"> <thead> <tr> <th colspan="2">Native American Tribes</th> </tr> </thead> <tbody> <tr> <td>Federally Recognized (Yes/No):</td> <td>Yes</td> </tr> <tr> <td>Size of Tribal Land (Acres):</td> <td>4,629</td> </tr> <tr> <td>Reservation or Land Trust Population, 2000:</td> <td>206</td> </tr> <tr> <td>Treaty or Reservation Instrument:</td> <td>Executive Order, 1914</td> </tr> </tbody> </table>		Native American Tribes		Federally Recognized (Yes/No):	Yes	Size of Tribal Land (Acres):	4,629	Reservation or Land Trust Population, 2000:	206	Treaty or Reservation Instrument:	Executive Order, 1914
Native American Tribes														
Federally Recognized (Yes/No):	Yes													
Size of Tribal Land (Acres):	4,629													
Reservation or Land Trust Population, 2000:	206													
Treaty or Reservation Instrument:	Executive Order, 1914													
Percent of county households with income below the poverty level, 1999:		17												

Pend Oreille County Government Legislative Authority	
Type of Body	Board of Commissioners
Number of Members	3
Term	4 years
Meeting Date and Time	Every Monday, 9:00 am
Meeting Location	Old Courthouse, Commissioners Meeting Room

## Populations and Land Areas for Pend Oreille County Municipalities, 2002

Unincorporated Population (est. 2002)	8,735		
Incorporated Population (est. 2002)	3,065		
Municipalities	Population (est. 2002)	2002 Land Area (sq. mi.)	2002 Est. Density (pop/sq. mi.)
Cusick	210	0.289	725.86
Ione	465	0.687	676.86
Metaline	160	0.330	484.85
Metaline Falls	225	0.190	1,184.21
Newport	2,005	1.124	1,783.11



## Pend Oreille County Solid Waste Contacts, 2003:

Departments:	Pend Oreille County Public Works	Pend Oreille County Public Works	Pend Oreille County Public Works	Pend Oreille County Public Works	Pend Oreille County Public Works	NE Tri-County Health District
<b>Name:</b>	Ron Curren	Charles Kress	Charles Kress	Charles Kress	Quentin Youk	James Matsuyama
<b>Title:</b>	Director	Solid Waste Contact	MRW Contact	Recycling Contact	Chief of Corrections	Environmental Health Director
<b>E-mail Address:</b>	<a href="mailto:rcurren@pendoreille.org">rcurren@pendoreille.org</a>	<a href="mailto:ckress@pendoreille.org">ckress@pendoreille.org</a>	<a href="mailto:ckress@pendoreille.org">ckress@pendoreille.org</a>	<a href="mailto:ckress@pendoreille.org">ckress@pendoreille.org</a>	<a href="mailto:qlyouk@pendoreille.org">qlyouk@pendoreille.org</a>	<a href="mailto:jmatsu@netri.org">jmatsu@netri.org</a>
<b>Web Site:</b>	<a href="http://www.co.pend-oreille.wa.us/works.html">http://www.co.pend-oreille.wa.us/works.html</a>	<a href="http://www.co.pend-oreille.wa.us/works.html#waste">http://www.co.pend-oreille.wa.us/works.html#waste</a>	<a href="http://www.co.pend-oreille.wa.us/works.html#waste">http://www.co.pend-oreille.wa.us/works.html#waste</a>	<a href="http://www.co.pend-oreille.wa.us/works.html#waste">http://www.co.pend-oreille.wa.us/works.html#waste</a>	Litter Specific Web site not found.	<a href="http://homepage.plix.com/tricohealth/">http://homepage.plix.com/tricohealth/</a>
<b>Mailing Address:</b>	P.O. Box 5065 Newport, WA 99156	P.O. Box 5041, Newport, WA 99156	P.O. Box 5041, Newport, WA 99156	P.O. Box 5041, Newport, WA 99156	PO Box 5079 Newport, WA 99156	P.O. Box 270 Colville, WA 99114
<b>Phone Number:</b>	(509) 447-4513	(509) 447-4821	(509) 447-4821	(509) 447-4821	(509) 447-6276	(509) 684-2262
<b>Fax Number</b>	(509) 447-5890	(509) 447-5890	(509) 447-5890	(509) 447-5890	(509) 447-0248	(509) 684-8506
<b>TDD:</b>						

Pend Oreille County Solid Waste and Moderate Risk Waste Planning Status, 2003		Coordinated Prevention Grants (CPG) 2002 – 2003 Grant Cycle: Funding by Task in Dollars			
County Comprehensive Solid Waste Management Plan: Current Status (Yes/No)	Yes	Grant Fundable Activity	Recipient Pend Oreille Co Public Works	Recipient Northeast Tri County Health (inclusive of Ferry, Stevens, Pend Oreille Counties)	Total
Year Approved:	2002		Hazardous Waste Planning and Evaluation	—	
Waste Reduction/Recycling Goal:	45% WRR by 2015	Household Hazardous Waste Implementation (of county plan)	9,975	—	9,975
Comments: Plan Approved	Moderate Risk Waste Plan: Year Current MRW Plan Approved:	Household Hazardous Waste Collection and Disposal	32,838	—	32,838
		Moderate Risk Waste – Capital (costs)	18,750	—	18,750
Comments: NONE	MRW Plan Combined with County's Comprehensive Solid Waste Management Plan? (Yes/No)	Small Quantity Generator (technical assistance and education)	—	—	0
		Comments: NONE	—	—	0
Comments: NONE	MRW Plan Combined with County's Comprehensive Solid Waste Management Plan? (Yes/No)	Solid Waste Planning	—	—	0
		Solid Waste Enforcement	—	75,544	75,544
Comments: NONE	MRW Plan Combined with County's Comprehensive Solid Waste Management Plan? (Yes/No)	Ground Water Monitoring Wells	—	—	0
		Waste Reduction and Recycling Activities	24,799	—	0
Comments: NONE	MRW Plan Combined with County's Comprehensive Solid Waste Management Plan? (Yes/No)	Waste Reduction and Recycling Capital (costs)	22,673	—	0
		Biomedical Waste	—	—	0
		<b>Total</b>	<b>109,035</b>	<b>75,544</b>	<b>184,579</b>

Pilot Grants 2002 – 2003 Cycle: Funding by Task in Dollars							
RECIPIENT	Electronics	Waste Reduction Recycling	Organics	Mercury	Waste Characterization Study	Sustainability	Portion of \$2Million Pilot Funding
NONE							
						<b>Total</b>	

Pend Oreille County Ordinances and Resolutions Related to Solid Waste	
From Pend Oreille County Draft Solid Waste Management Plan:	
Ordinance Number	General Ordinance Description
NONE	NONE
Resolution Number	General Resolution Description

*Note:*

## Solid Waste Infrastructure in Pend Oreille County

### Permitted Solid Waste Handling Facilities in Pend Oreille County – March 2004

Facility Type	Name	Public/ Private	Owner
Transfer Station	South County Transfer Station	Public	Pend Oreille County Public Works
Transfer Station	North County Transfer Station	Public	Pend Oreille County Public Works
Transfer Station	Central County Transfer Station	Public	Pend Oreille County Public Works
Energy Recovery/Incinerators Facility	Ponderay Newsprint Co.	Private	Ponderay Newsprint Co.

**Note:**

### Disposal Site Summary for Pend Oreille County (reported in tons) – 2001

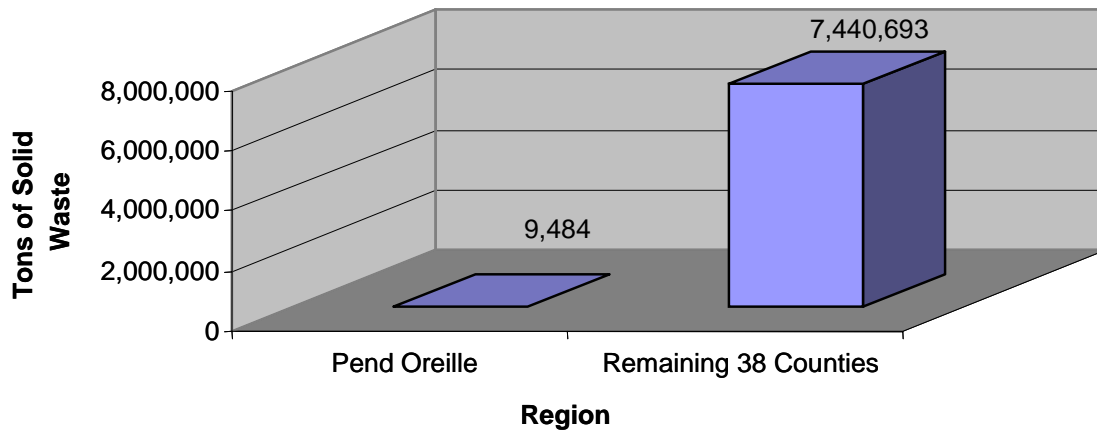
Facility	County	MSW	Demolition	Industrial	Inert	Commercial	Wood	Sludge	Asbestos	PCS	Tires	Medical	Other	TOTAL
Stevens County Landfill	Stevens	—	—	—	—	—	—	—	—	—	—	—	—	0
Roosevelt Regional Landfill- MSW	Klickitat	5,256	44	—	—	—	220	—	—	—	—	—	—	5,520
Spokane Waste to Energy Facility	Spokane	4	—	—	—	—	—	—	—	—	—	—	—	4
Ponderay Newsprint Co.	Pend Oreille	—	—	—	—	—	3,938	—	—	—	—	—	—	3,938
Graham Road Recycling & Disposal	Spokane	—	3	—	—	—	—	—	1	18	—	—	—	22
<b>County Total</b>		<b>5,260</b>	<b>47</b>	<b>0</b>	<b>0</b>	<b>0</b>	<b>4,158</b>	<b>0</b>	<b>1</b>	<b>18</b>	<b>0</b>	<b>0</b>	<b>0</b>	<b>9,484</b>

**2001 Disposal Site Capacity Summary for Solid Waste Facilities Accepting Waste Generated in Pend Oreille County, Including All Landfills and Energy Recovery**

DISPOSAL SITE	Disposal Site Location	Remaining Permitted Capacity - Tons	Remaining Permitted Capacity - Years	Anticipated Closure Date	Facility Reported Tip Fees
Stevens County Landfill	Stevens	178,903	34	6/2036	\$42.00
Roosevelt Regional Landfill-MSW	Klickitat	133,779,000	71	2073	\$19.75
Spokane Waste to Energy Facility	Spokane	Unknown	Unknown	Unknown	Unknown
Ponderay Newsprint Co.	Pend Oreille	Unknown	Unknown	Unknown	Unknown
Graham Road Recycling & Disposal	Spokane	Unknown	60	2062	Unknown

**Tons of Solid Waste Disposed by Specific Regions 2001:  
Comparison of Pend Oreille County to Sum of Remaining 38  
Washington State Counties**

2001 Washington State Solid Waste Disposal Total = 7,450,177 tons  
(Source: Washington State Department of Ecology)



**Tons of Material Composted in Pend Oreille County (by permitted facility) – 2001**

Compost Facility Name	Yard waste	Other wood waste	Sawdust	Biosolids	Vegetative food waste	Manure	Post consumer food waste	Mixed municipal solid waste	Other	Total
NONE										

**Notes:**

**Washington State Utilities and Transportation Commission (WUTC) Permitted Solid Waste Carriers  
in Pend Oreille County (November 4, 2002)**

Registered Trade Name of Solid Waste Company	Service Area	Certificate# (G permit)	Tariff #	Collect and Transport: MSW	Collect and Transport: Recyclables	Collect and Transport: Yard Waste	Residential Disposal Rates for Weekly Garbage Service by Container (Monthly charge in dollars)	Recycle Service Charge (When Taken With MSW Service)	Commercial Disposal Rates for Company Owned Containers (per Pickup, Non-Compacted Material)	Referenced Service Level Ordinances
Excess Disposal Inc. DBA Excess Disposal Service	South half of Pend Oreille County	G-107	13	Y	N	N	32 gallon can/unit \$14.58; 45 gallon toter \$22.17; Multi can/unit service up to 6; Multi-toter service up to 2 is also offered for 45 gallon toters.		1 yard dumpster \$13.07; 1.5 yard dumpster \$18.35; 2 yard dumpster \$21.38; 4 yard dumpster \$40.70; 5 yard dumpster \$55.35; 10 yard dumpster: \$92.28.	None Indicated
<b>Notes:</b> None										
Robert L. Nichols DBA B & N Sanitary	Portion of Northern Pend Oreille County	G-122	1	Y	N	N	20 gallon mini-can \$9.20; 32 gallon can/unit \$11.50; Multi can/unit service up to 4 offered.		1 yard dumpster \$11.96; 2 yard dumpster \$19.20; 3 yard dumpster \$28.04; 4 yard dumpster \$36.88; 6 yard dumpster \$49.09	None Indicated
<b>Notes:</b> None										

**General Notes**

- The above solid waste carrier information is portrayed **for WUTC regulated solid waste carriers only**.
- Categories of solid waste customers defined by the WUTC include: single family residential, multi-family residential and commercial. **Multi-family rates are not depicted here.**
- Categories of commercial solid waste collection service as defined by the WUTC include: "Container Service - Non-Compacted - Company-owned container"; "Container Service - Non-Compacted - Customer-owned container"; "Container Service - Compacted - Company-owned container"; "Container Service - Compacted - Customer-owned container"; "Drop Box Service - Non-Compacted - Company-owned drop box"; "Drop Box Service - Non-Compacted - Customer-owned drop box"; "Drop Box Service - Compacted - Company-owned drop box"; "Drop Box Service - Compacted - Customer-owned drop box". **The only Commercial rates provided here are: "Container Service - Non-Compacted - Company-owned container".**
- According to statute, Washington State cities have the authority to contract for solid waste hauling services and associated billing, or to provide their own municipal collection service. Counties have not been granted this option by the legislature. However, statute does direct the WUTC to require regulated solid waste collection companies to comply with the service levels set in the local solid waste management plan. The WUTC defines the service area and monetary collection rates for private firms that service all county residents, as well as for private firms that service those municipalities which do not provide garbage collection service or contract for such service.
- **Of the 280 cities in Washington, 187 take advantage of their option to contract for service or provide their own service. Consequently, the WUTC regulates the solid waste haulers that service approximately 49% of the state's population.** (This includes 40% of the state's population that resides in unincorporated areas, and 9% of the state's population that resides in incorporated areas.)
- Currently, there appears to be no complete tabulation of solid waste collection rates charged to residents of Washington State municipalities is available, and thus there is incomplete knowledge of the direct economic impacts of solid waste disposal on approximately 51% of the state's population.
- [A Certificate \(or "G-permit\) means the certificate of public convenience and necessity issued by the Washington Utilities and Transportation Commission](#) under the provisions of chapter 81.77 RCW for the operation of solid waste collection companies.
- A tariff names rates for the collection, transportation, and disposal of solid waste, and if noted, recycling and yard waste (a document outlining rates, terms and conditions for providing service.) While the G-permit provides an overall legal description of the geographical area in which a carrier is allowed to operate, a tariff defines rates for services and service areas within the geographical area defined in the G-permit. Further, tariffs define the rates a permitted solid waste carrier charges to its residential, multifamily and commercial customers

## Major Public Works and Jurisdictional Health Department Solid Waste Activities in Pend Oreille County, 2003

Activity Category and Local Program	X = Present	Clarifying Comments as Needed
<b>Composting</b>		
Home Composting		
Master Composter		
Native Planting/Xeriscaping		
Mulching Mower/Grasscycling		
Master Gardener		
Curbside Yard Waste Collection		
Fixed Wood Chipping Operations		
Mobile Wood Chipping Operations		
Agricultural Waste Management and Technical Assistance		
Food Composting Programs		
Rate Structures Encourage Yard Waste Diversion		
<b>Built Environment</b>		
Building Industry Education Program		
Green Building Codes and or Policy		
Building Material Reuse/Exchange Program		
Demonstration Buildings		
Green Building Certification Programs		
Green Built Recognition (Construction Works)		
<b>Residential Waste Reduction and Recycling (WRR)</b>		
Public Education and Program Promotion	X	
Curbside recycling		
Drop box recycling	X	
School Recycling Program		
Special Collection Events	X	Junk vehicle collection event.
Rate Structures that Encourage Recycling		
Waste Exchange Program		
Waste Reduction Program		
<b>Commercial Waste Reduction &amp; Recycling</b>		
Commercial Recycling Education Program		
Curbside Recycling		
Rate Structure that Encourages Recycling		
Waste Exchange Program		
On-site Commercial Waste Audits		

Activity Category and Local Program	X = Present	Clarifying Comments as Needed
<b>Moderate Risk Waste (MRW)</b>		
MRW Fixed Facility	X	
MRW Mobile or Satellite Programs	X	
MRW Collection Events		
Toxics Reduction Education and Outreach		
On-site Business Small Quantity Generator SQG/MRW Audits		
Conditionally Exempt Small Quantity Generator (CESQG) collection		
<b>Persistent Bioaccumulative Toxins (PBT)</b>		
Pesticide Reduction Education for the Public		
Pesticide Reduction Education for Business		
Mercury Reduction Education for the Public		
Mercury Reduction Education for Business		
<b>Partnerships</b>		
Product Stewardship - Electronics		
Product Stewardship - Mercury		
Product Stewardship - Pesticides		
Product Stewardship - Solid Waste		
Regional Programs - All Categories	<u>Please List:</u>	
<b>Solid Waste Enforcement</b>		
Illegal Dumping Prosecution		
Illegal Dumping Prevention		
Mandatory Collection Service		
Enforcing Solid Waste Codes	X	
Permit Reviews	X	
Ensuring Compliance at Permitted Solid Waste Facilities	X	
Ensuring Compliance at Permitted Land Application Sites		

**Additional Comments:**

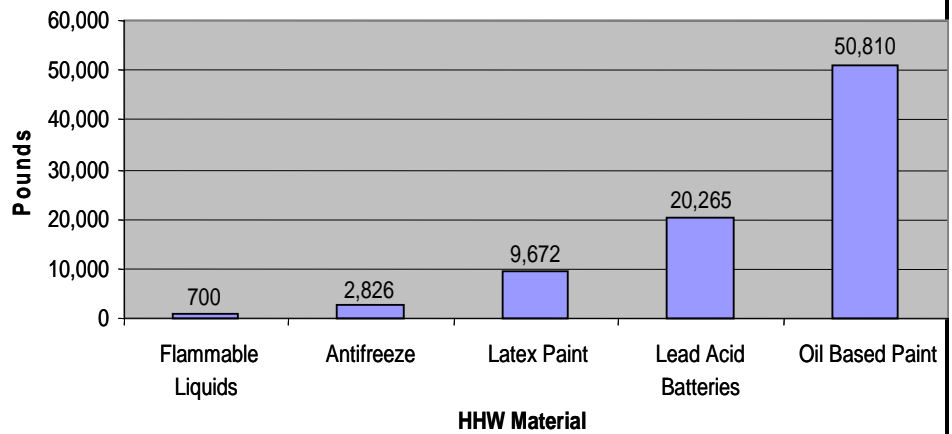


## 2001 Specific Waste Types Collected by Pend Oreille County: HHW & CESQG (Pounds)

Waste Type	Pounds HHW Collected	Pounds CESQG Collected
Acids	33	
Acids, aerosols	—	
Antifreeze	2,826	
Bases	9	
Bases, aerosols	—	
CFC/ Freon	—	
CFC/ Freon filters	—	
Chlorinated Solvents	—	
Batt:N,L,NIMH	—	
Dry Cell Batteries	102	
Flammable Solids	—	
Flammable Liquids	700	
Flammable Liquids, aerosols	—	
Flammable Liquids Poison	—	
Flammable Liq. Pois.(aerosols)	—	
Flammable Gas	—	
Flammable Gas Poison	—	
Flammable Gas Pois.(aerosols)	—	
Latex Paint	9,672	
Lead Acid Batteries	20,265	
Oil Based Paint	50,810	
Oil Contaminated	—	
Oil Filters	85	
Oil Filters Crushed	—	
Oil Non-Contaminated	—	
Oil with Chlorides	—	
Oil with PCBs	—	
Other Dangerous Waste	—	
Organic Peroxides	—	
Oxidizers	—	
Personal Protect. Equip.	—	
Pesticide/Poison Liq	—	
Pesticide/Poison Sol	—	
Reactives	—	
Mercury	—	
<b>TOTALS</b>	<b>84,502</b>	

### Five Greatest Household Hazardous Waste (HHW) Materials Collected by Pend Oreille County, 2001 (Pounds)

(Source: Washington State Department of Ecology)



### Five Greatest CESQG Materials Collected by Pend Oreille County, 2001 (Pounds) No graphic because no activity reported.

**Washington State Litter Tax Funded Litter Program Activity in Pend Oreille County, 2001**

<b>Roads</b>	<b>Interstate</b>	<b>State</b>	<b>County</b>	<b>Total</b>	<b>% of State total</b>	<b>Rank in State</b>		
<b>Center Line Miles</b>	—	116	532	648	1.37	31		
<b>Miles Driven (thousands)</b>	—	220	111	331	0.31	32		
<b>Area (Square Miles)</b>				1,40	2.1	25		
<b>DOT Rating</b>	<b>1999</b>	<b>2000</b>	<b>2001</b>					
	3.9	3.6	3.8					
<b>Litter Program</b>	<b>Hours</b>	<b>Miles</b>	<b>Acres</b>	<b>Number of Dumps</b>	<b>Litter Pounds</b>	<b>Illegal Dump Pounds</b>	<b>Recycle Pounds</b>	<b>Total Pounds</b>
<b>Ecology Youth Corps (EYC)</b>	62	6	—	—	465	—	285	<b>818</b>
<b>Community Litter Cleanup Program (CLCP)</b>	5,848	326	43	10	109,610	10,700	16,803	<b>143,340</b>
<b>Department of Corrections (DOC)</b>	—	—	—	—	—	—	—	<b>0</b>
<b>Department of Natural Resources (DNR)</b>	310	5	1	1	—	3,560	—	<b>3,877</b>
<b>Total</b>	<b>6,220</b>	<b>337</b>	<b>44</b>	<b>11</b>	<b>110,075</b>	<b>14,260</b>	<b>17,088</b>	<b>148,035</b>

*Note: DNR does not report recycling separately.*

**Community Litter Cleanup (CLCP) 2002-2003 Grant Cycle:  
Funding Applied by Task (\$)**

<b>Recipients</b>	<b>Task: Litter &amp; Illegal Dumps</b>	<b>Task: Education</b>	<b>Task: Tools &amp; Trucks</b>	<b>Total Contract Amount</b>
Pend Oreille County Corrections	72,060	—	—	72,060

**Litter Education Efforts, Pend Oreille County, 2002**

Possible litter education through county recycling coordinator.

**Litter Crew Organization, Pend Oreille County, 2002**

Crews made up of 3-7 in-custody and non-custody probationers will work 7 hours/day, 5 days/week cleaning roadside litter and illegal dumps. Juvenile offenders with community service hours may also be utilized.

**2002 Biosolids Production and Land Application Information in Dry Tons for Pend Oreille County, (See footnotes)**

Facility Name	Class of Biosolids	Compost Biosolids	Total Biosolids Produced	Total Land Applied	Total Land Applied: by Specific Application Site Categories						Landfilled	Incinerated	Transported to Another Facility	Name of "Transported To" Facility	Received from Another Facility	Name of "Received From" Facility and Associated Dry Tons
					Agricultural Land	Range Land	Forest	Public Contact Site	Reclamation Site	Sold/Given Away						
Burkey Enterprises			50	50	—	50	—	—	—	—	—	—	—	—	—	—
Cusick WWTP			—	—	—	—	—	—	—	—	—	—	—	—	—	—
Diamond Lake W&S Dist WWTP			8.49	—	—	—	—	—	—	—	—	—	8.49	Burkey Enterprises	—	—
IONE WWTP			—	—	—	—	—	—	—	—	—	—	—	—	—	—
Metaline Falls WWTP			—	—	—	—	—	—	—	—	—	—	—	—	—	—
Newport WWTP	B		9.04	9.04	—	—	9.04	—	—	—	—	—	—	—	—	—
Selkirk WWTP			0.07	—	—	—	—	—	—	—	—	—	0.07	Pumper	—	—
<b>COUNTY TOTAL</b>			<b>67.6</b>	<b>59.04</b>	<b>0</b>	<b>50</b>	<b>9.04</b>	<b>0</b>	<b>0</b>	<b>0</b>	<b>0</b>	<b>0</b>	<b>8.56</b>		<b>0</b>	
<b>STATE TOTAL</b>			<b>94972.14</b>	<b>79282.89</b>	<b>57415.12</b>	<b>4417.09</b>	<b>8349.74</b>	<b>174.72</b>	<b>1729.2</b>	<b>4292.72</b>	<b>2904.3</b>	<b>3646.08</b>	<b>14988.03</b>		<b>79282.89</b>	

- 1) Data used here are gathered from individual facilities and consolidated into a main database from which this spreadsheet is derived. Referral to the actual report forms is suggested in order to resolve questions or before drawing conclusions.
- 2) Facilities which show zero production are for year 2002 only. Production amounts can vary by large amounts from year to year depending on lagoon cleanout operations, etc.
- 3) For the categories related to TRANSPORT TO and RECEIVED FROM, tonnage sums are totaled and reported in parentheses if the sums are different from that reported by the facility. Reasons for discrepancies are varied and need to be investigated on an individual basis if needed.
- 4) The term "ctd." means that the data for the facility is continued in another column where extra lines were used so that additional data could be included.
- 5) WWTP = Waste Water Treatment Plant; STP = Sewage Treatment Plant; BS = Biosolids; LSP = Lime Stabilization Plant; POTW = Publicly Owned Treatment Works.

## Pend Oreille County Solid Waste Priorities and Needs for the Near Future:

Signage, brochures, and classes, presence at public events, and contacts with facility attendants and County attendants and County personnel.

- Continue to provide public information and education related to municipal solid waste and household hazardous waste collection and reduction, as well as recycling activities through: informational signage, brochures, and classes, presence at public events, and contacts with facility attendants and County attendants and County personnel.
- Continue to provide for adequate facility
- Increase public disposal fees in the near future to cover increasing annual operating costs.
- Establish an annual reserve (carried over each year) to insulate the county's waste management program from annual deficit funding via the current county expense fund.
- Consider annual tipping fees increases based on the Consumer Price Index (CPI)
- Make repairs and improvements on County Transfer Station facilities
- Increase collection box storage capacity from the current 5 to 7 stations
- Expand the central County (Usk) drop-box facility
- Research, consider and construct a compactor/bailer facility to consolidate high volume or value of recyclables
- Stockpile and continue to hold special collection events such as hulk and metal collection.

## Pend Oreille County's Projected Solid Waste Income and Spending, 1999 (as compiled by Jeff Kelly-Clarke, Director, Snohomish County Public Works)

### Spending

Total Spending	Waste Handling*	LF Monitoring	Waste Reduction and Recycling	Moderate Risk Waste	Planning	Administration	Debt Service	Other	Capital Facilities/Closure	To Fund Balance	Operating Budget
\$613,686	\$486,000	\$0	\$34,913	\$0	\$0	\$60,773	\$0	\$0	\$32,000	\$0	\$581,686

\* "Waste Handling" includes transfer operations

### Income

Total Revenue	Fees from Disposal	Other service fees	Dist./city fees	Grants	Interest	Fund Balance	Other	Total Revenue
\$613,686	\$550,000	\$0	\$0	\$50,000	\$1,686	\$0	\$12,000	\$613,686

Notes:

## Web Links for Additional County by County Information

Description of Subject Matter	Website Address
State and County Census 2000 Profiles for Washington State	<a href="http://www.census.gov/prod/cen2000/dp1/2kh53.pdf">http://www.census.gov/prod/cen2000/dp1/2kh53.pdf</a>
Washington Trends	<a href="http://www.ofm.wa.gov/trends/index.htm">http://www.ofm.wa.gov/trends/index.htm</a>
Variety of County and City Data	<a href="http://www.ofm.wa.gov/localdata/index.htm">http://www.ofm.wa.gov/localdata/index.htm</a>