





Legend



-  Access Roads (AR-1)
-  Work Areas (WA-1)
-  Staging Areas (SA-1)
-  Contours

1 inch equals 200 feet

