

Reduce Toxic Threats GMAP

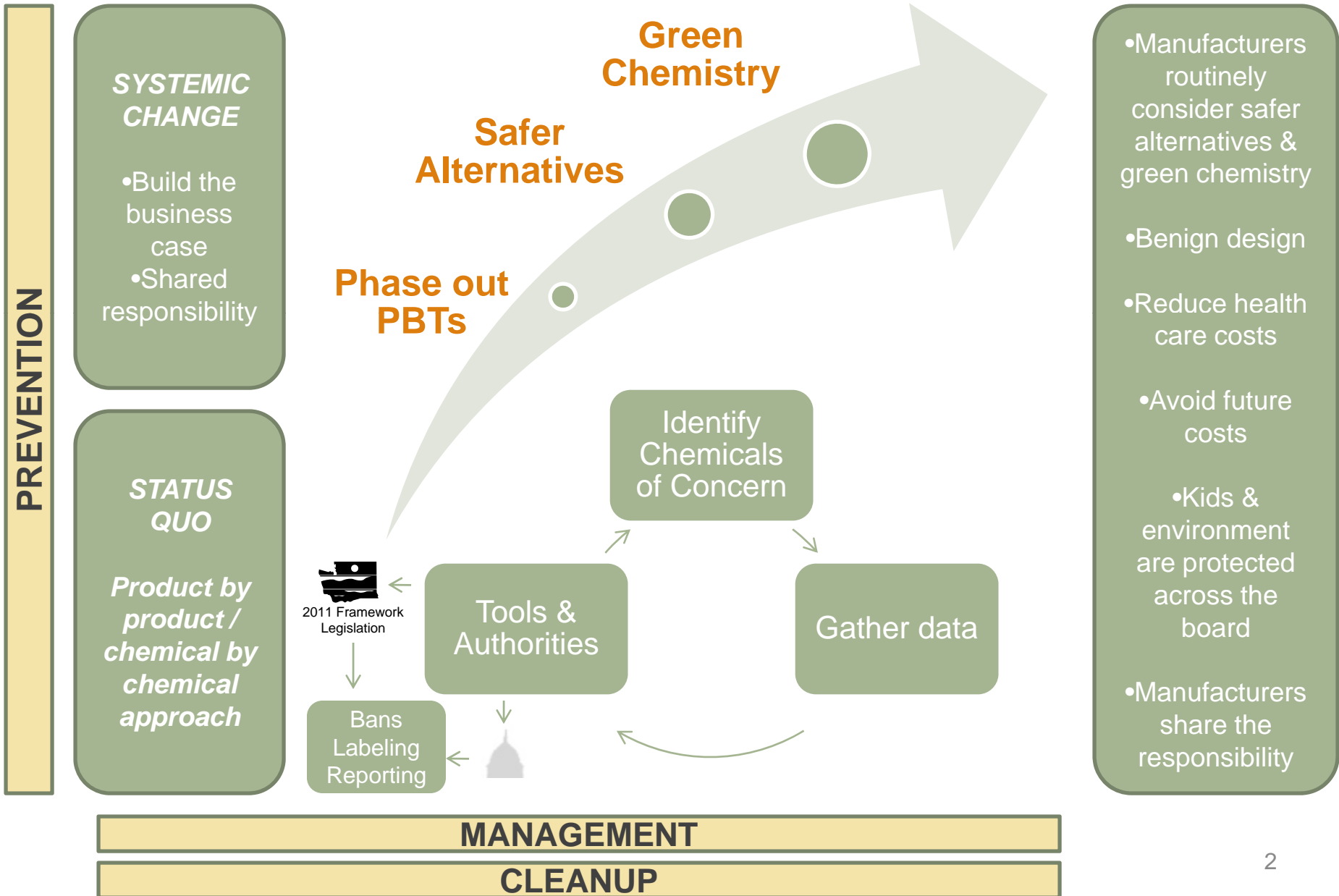


Focus on Prevention

March 23, 2010

- Reducing Toxic Threats Vision, Goal and Strategies
 - Three-Year Roadmap
- Update on strategic focus areas
 - Products
 - Stormwater
- Follow-up
 - Assignments from the October 2009 GMAP

Reducing Toxic Threats



Reduce Toxic Threats GMAP



Vision for the Reducing Toxic Threats Initiative

Prevention is viewed and practiced as the smartest, cheapest, and healthiest approach to reducing toxic threats.

- The focus of prevention effort is in two areas:
 - ✓ toxics in products
 - ✓ toxics in stormwater
- Reducing Toxic Threats Initiative assumes a strong foundation:
 - ✓ Management (e.g. permitting and compliance programs)
 - ✓ Cleanup (e.g. Model Toxics Control Act, corrective action, Total Maximum Daily Loads)

Reduce Toxic Threats Initiative



Long Term Goals

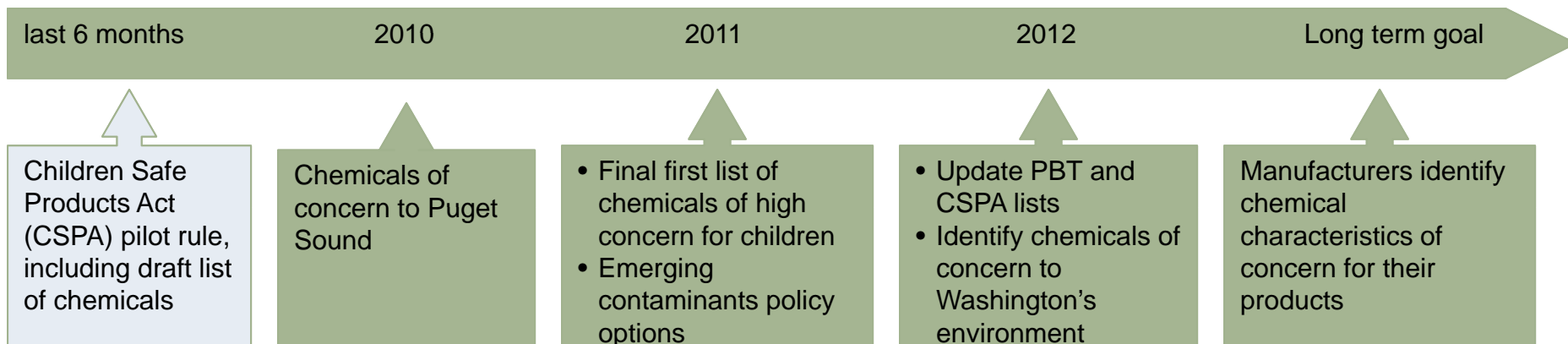
- Protect the most vulnerable
- Avoid future impacts and costs
- Support a strong, protective federal chemicals policy
- Create systems approaches that are fair, effective and economically feasible

Roadmap Summary



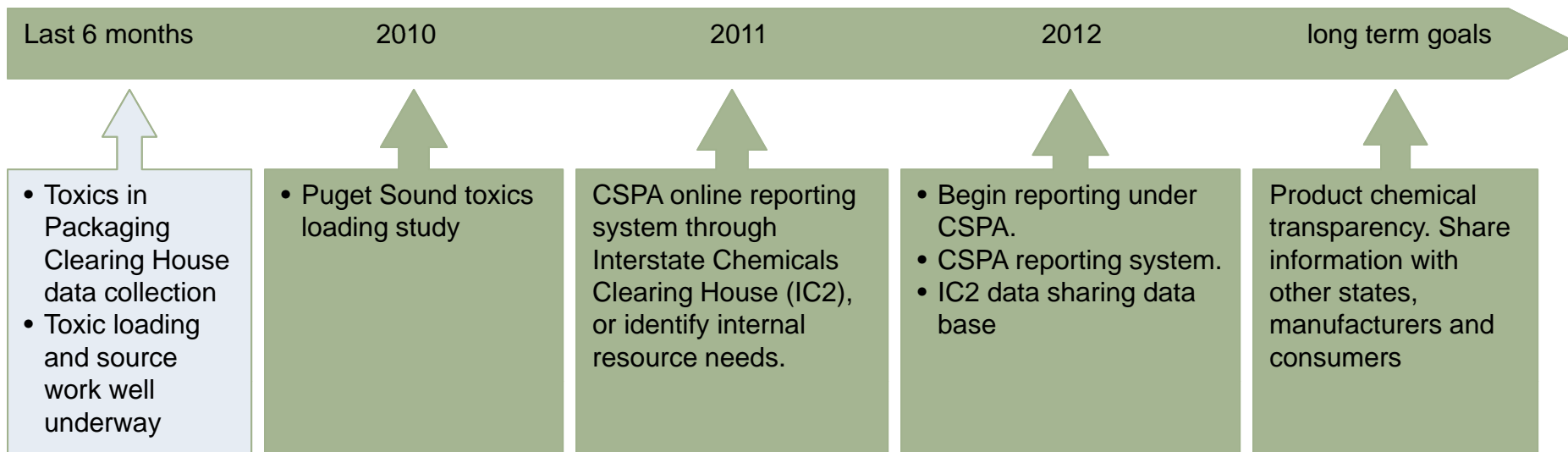
1. Identify chemicals of concern
2. Gather and manage data on chemicals of concern
3. Phase out PBTs (persistent, bioaccumulative toxins)
4. Spur use of safer alternatives
5. Promote green chemistry and design
6. Improve prevention tools and authorities

Strategy: Identify Chemicals of Concern



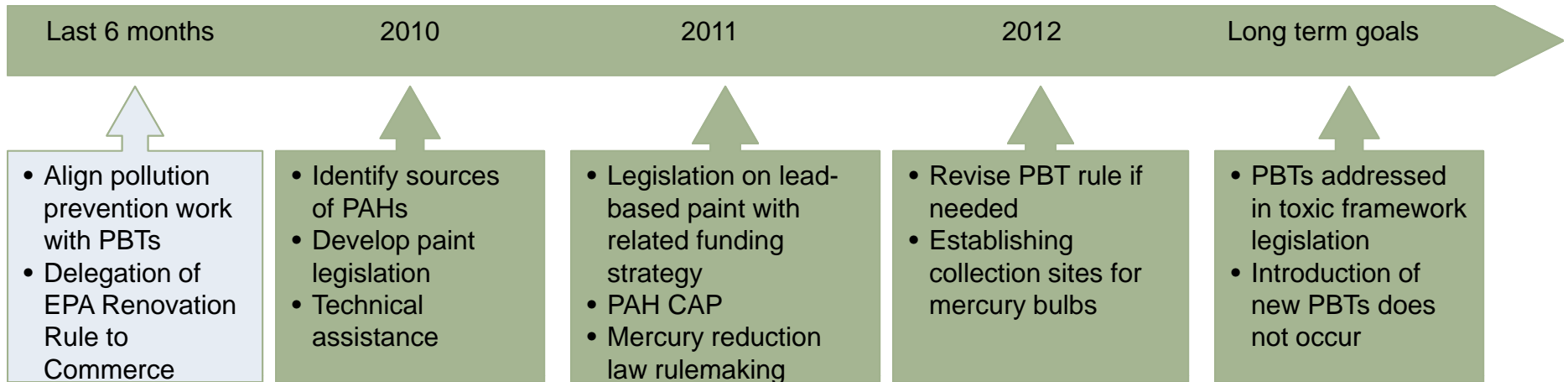
CRITICAL 2010 MILESTONES	WHO	WHEN	STATUS
Vet draft CSPA list (Dept. of Health) review, feedback from pilot testers)	John Williams	May, 2010	Ongoing-
Establish reporting trigger values for CSPA list	John Williams	May, 2010	Ongoing- may need outside expertise
Publish pilot rule report	John Williams	June, 2010	On track
Complete data collection for Puget Sound toxics loading study and finalize list of toxic chemicals of concern to Puget Sound	Rob Duff/Dave Serdar	Fall, 2010	Sources to Sound study may not be complete by end of 2010
Develop CSPA rule language (stakeholder workshops, economic analysis, State Environmental Policy Act)	John Williams	Winter, 2010	On track
Develop cross-program policy options paper related to engineered nano materials, building on the Environmental Council of the States policy recommendations.	Maria Victoria Peeler	Winter, 2010	On track

Strategy: Gather and Manage Data on Chemicals of Concern



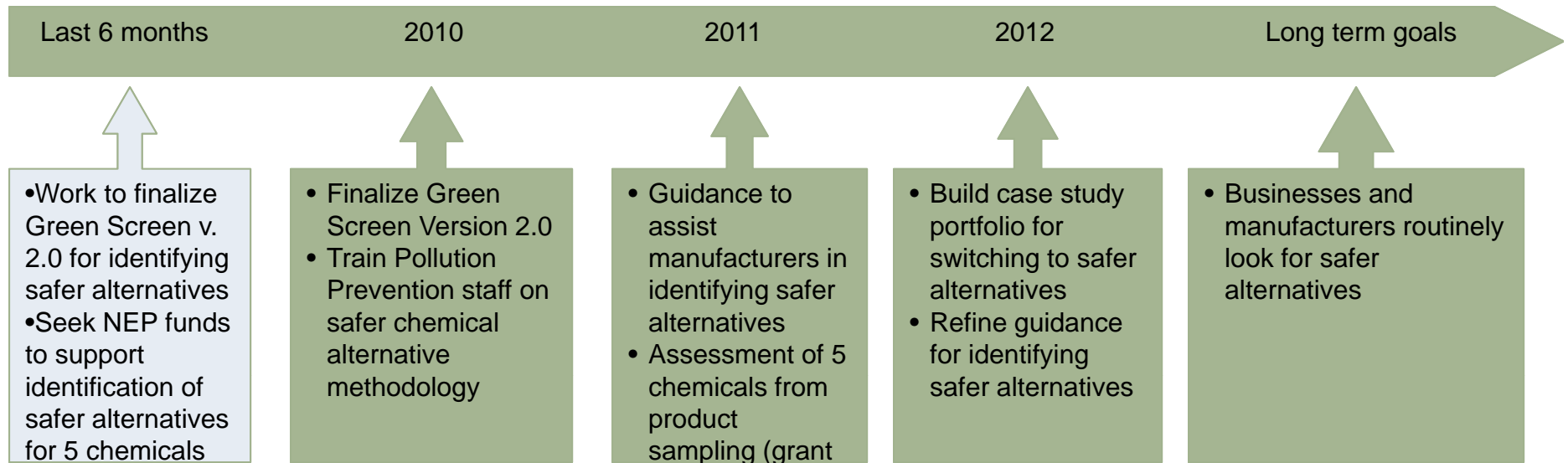
CRITICAL 2010 MILESTONES	WHO	WHEN	STATUS
Scope CSPA (and copper brake pads) on line reporting system-work with IC2 states to develop a single reporting system including an estimate of the costs to build the system. Create project team, business team and steering committee. Develop funding strategy.	John Williams, John Tooley	Fall, 2010	May need new resources to complete
Complete data collection for the Puget Sound toxics loading study	Mindy Roberts	Fall, 2010	On track

Strategy: Continue to Phase Out PBTs



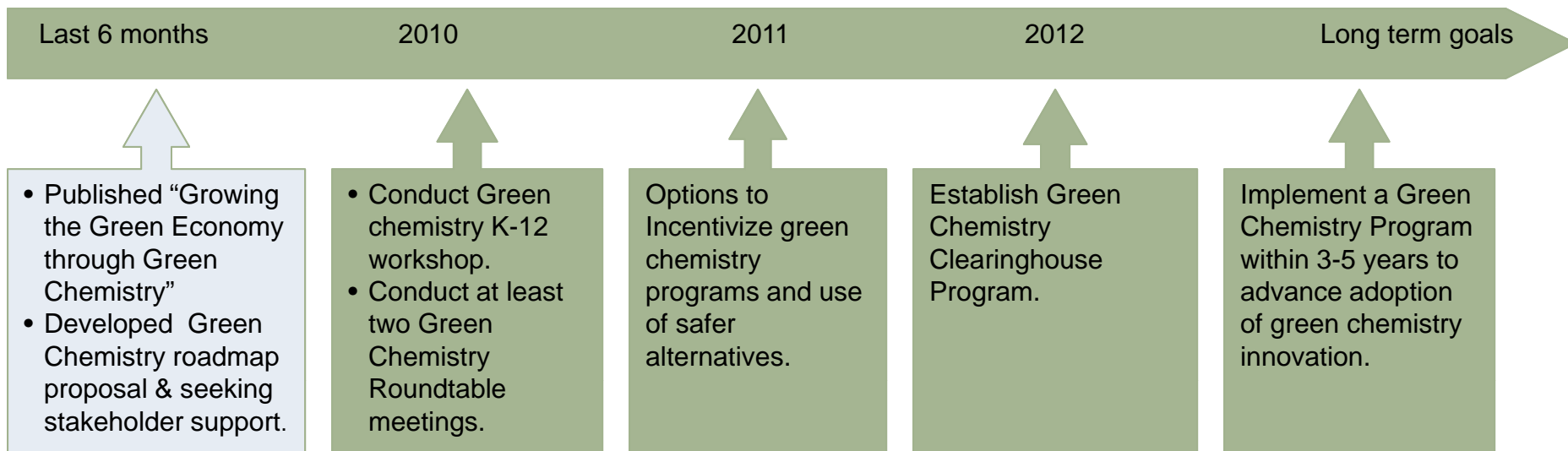
CRITICAL 2010 MILESTONES	WHO	WHEN	STATUS
Implement bans on lead wheel weights and PBDEs in consumer products. Send information to sellers, users, distributors, etc. and update information on web pages with Hazardous Waste/Toxic Reduction Prog.	Holly Davies and Josh Grice	Spring 2010	Ongoing
Begin implementing mercury reduction law. Build manufacturer list and begin collecting revenue. Report to legislature on progress.	Jay Shepard	Winter 2010	New
Identify primary sources of PAHs (polycyclic aromatic hydrocarbons) to Puget Sound based on scientific literature, Ecology data, and the work of other agencies.	Holly Davies and Dave Serdar	Summer 2010	Ongoing
Develop legislation on lead-based paint, including a funding source, with DOH, Commerce, local health departments, landlords, and paint industry. Review WA and other states' laws to identify opportunities.	Holly Davies	Summer 2010	Needs agency approval
Work with HWTR staff and pollution prevention planners to focus on a reduction in metals use through technical assistance.	Tom Boucher	Summer 2010	Ongoing
Scope a PBT Rule update. Review other PBT programs and definitions. Identify stakeholders.	Holly Davies	Fall 2010	New work if time allows

Strategy: Spur Development of Safer Alternatives



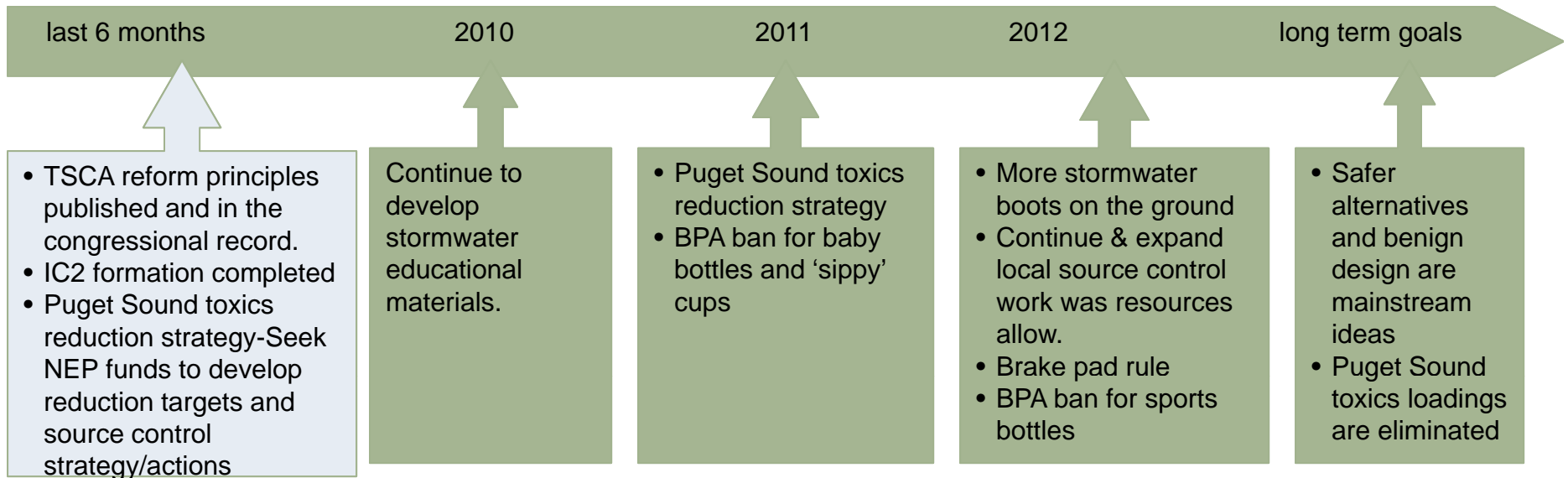
CRITICAL 2010 MILESTONES	WHO	WHEN	STATUS
Complete Green Screen Version 2.0	Alex Stone (AS)	Apr. 2010	Ongoing
Seek N'tl Estuary Program funding for product sampling and Safer Chemical Alternative Assessment	Ken Zarker (KZ), AS	Mar. 2010	Completed
Communicate Green Screen to P2 Staff	AS, Tom Boucher	May 2010	Ongoing
Conduct Product sampling in partnership with King Co., Clean Production Action, others	AS, Sampling Team	Oct. 2010	Dependent on receiving NEP grant
Conduct safer alternative assessment of 5 products	AS, Team	Oct. 2011	Awaiting word on grant
Conduct business workshop on Green Screen	AS, KZ	Sep. 2010	Dependent on completed Green Screen 2.0
Seek business partner for Green Screen case study	AS, KZ	Oct. 2010	Awaiting Version 2.0
Work with stakeholders to phase out copper in boat paint	Bill Moore	Nov. 2010	Initiated

Strategy: Promote Green Chemistry & Design



CRITICAL 2010 MILESTONES	WHO	WHEN	STATUS
Green Chemistry Roadmap: Engage stakeholders to identify opportunities to advance green chemistry as integral to the green economy. Refine Reducing Toxic Threats strategy to include new green chemistry milestones.	Ken Zarker & Carol Kraege	October 2010	Dialogue meeting held March 11. Working with stakeholders to develop "roadmap" proposal.
8-12 Green Chemistry Workshops: Host middle school and high school workshop for 40 teachers in partnership with WA Environmental Education Association & Beyond Benign Foundation.	Ken Zarker & Rhonda Hunter	July 26-29	Ecology will host workshops at HQ campus. Starting teacher recruitment.
Green Chemistry Focus Sheet: complete a focus sheet for web publication	Darin Rice	Summer, 2010	Draft prepared

Strategy: Improve Existing Prevention Tools



CRITICAL 2010 MILESTONES	WHO	WHEN	STATUS
CSPA Enforcement Develop product testing protocols and procedures to support enforcement of product laws	Alex Stone/ Chad Furl	Summer, 2010	On track
Local Source Control Specialists. Spring: provide stormwater BMPs poster (see below) and begin using updated field checklist. Continue to track/meet OFM visit targets	Darin Rice	Fall, 2010	Ongoing. Additional resources requested as part of hazardous substance tax proposal
Stormwater Best Management Practices (BMPs) for Business. Spring: post business BMPs on web and make posters available to Local Source Control Specialists, dangerous waste & water quality inspectors. Fall: conduct "Stormwater 101" cross program training	Darin Rice	Fall, 2010	New. Cross-program training needs EMT approval
Puget Sound Toxics Reduction Strategy. Spring: crosswalk RTT and Stormwater roadmaps, coordinate with PSP. Summer: identify additional new source-specific work , develop policy options based on toxics loading completed work. Fall: refine policy options based on phase 3 loading study results.	Josh/ Carol/ Scott Redmond	Winter, 2010	Needs a staff lead and coordination with PSP

Preventing Toxic Releases through Local Source Control & Urban Waters Site Visits

Inspections through February 28, 2010

	LSCS	UW	Total
# of Site Visits	3,594	1,034	4,628
# of Compliance Issues Found	1,744	393	2,137
% of Inspections w/ Compliance Issues	49%	38%	46%
# of Compliance Issues Resolved	1,105	304	1,409
% of Compliance Issues Resolved	63%	77%	66%
# of Referrals Made	124	114	238
% of Total Visits Referred	3%	2%	5%

Data Analysis

- Compliance issues include hazardous waste, industrial wastewater, stormwater and spills violations
- OFM target: 500 visits/quarter. Actual 09-11 results: Q1 476, Q2 442
- Nearly half of initial site visits find compliance concerns and 31% of businesses receive follow up visits
- Referral rate has dropped to 5% from high of 13%
- Percentage of compliance issues resolved is up 4% since Oct '09
- The inspection checklist was recently updated with feedback from Local Source and Urban Waters inspectors

Local Source Control Specialists = 13.5 FTE in 14 jurisdictions
Urban Waters = 6 FTE in Commencement Bay (Tacoma); Lower Duwamish (Seattle); Spokane River Watershed + 2 EAP FTEs

Stormwater BMPs for Businesses

ONLY RAIN DOWN THE DRAIN



When it rains, what runs off from your roof, what gets swept out your door, and what leaks out of your dumpster gets into storm drains. Almost all of the water that goes into storm drains is not treated and goes to our lakes, rivers, and Puget Sound. Stormwater runoff can contain harmful chemicals. Make sure only rain goes down the storm drain.

Follow these best business practices to keep your business and our waters healthy

FIND

- It's your responsibility to keep waste and debris out of storm drains on your property.
- Find your storm drain and mark it. Your local water/sewer utility can help you get a stencil kit.
- The street storm drain belongs to the city. Keep waste and debris out of it, too.

COVER

- Keep toxic chemicals and hazardous waste inside closed, sturdy, labeled containers.
- Cover outdoor storage containers.
- Keep your dumpster lid closed.

MAINTAIN

- Promptly repair all leaking connections, pipes, hoses, and valves.
- If you have an oil/water separator or catch basin, have it cleaned regularly by a professional.

PREPARE

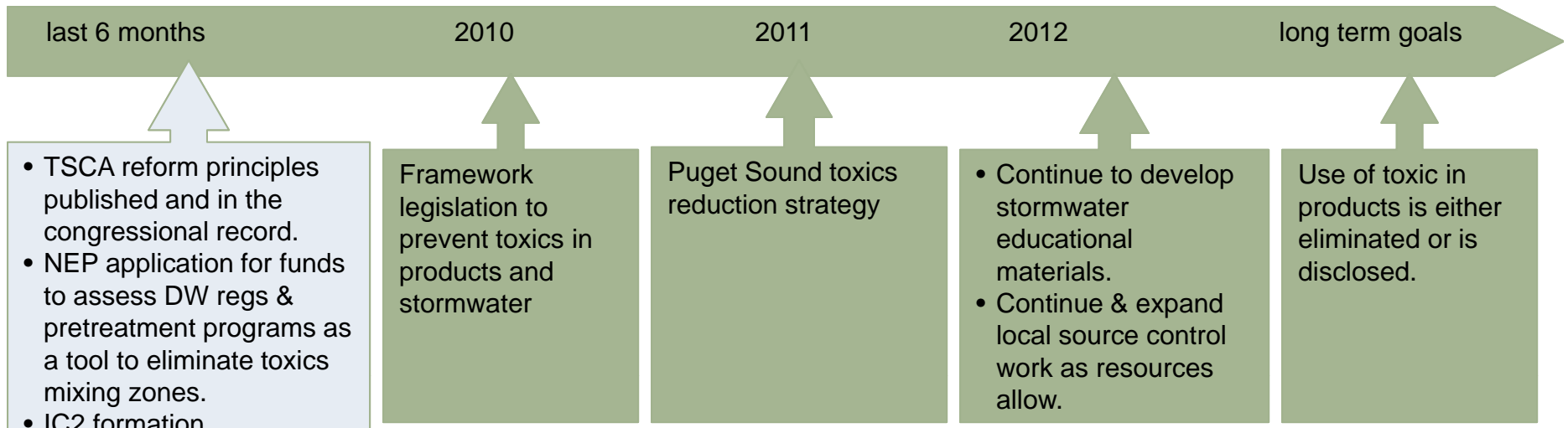
- Put drip pans where spills/leaks are most likely.
- Clearly label what is in every container.
- Have a spill kit and train your workers how to use it.
- Use the least toxic material to get the job done.

CLEAN

- Clean up spills immediately.
- Inside: sweep up debris and dispose of properly. Don't sweep it outdoors or wash it into a storm drain.
- Outside: Sweep and pick up debris on paved areas around your business — especially before heavy rains.
- Keep hazardous materials out of your dumpster. Contact your local waste disposal program for proper disposal: www.ecy.wa.gov/programs/swfa/mrw/mrw_contacts.htm.
- To find if something can be recycled, visit www.180orecycle.wa.gov/info.html

Find out more about these best practices at www.ecy.wa.gov/programs/swfa/mrw/mrw_contacts.htm. Get more technical assistance for your business by phoning a toxics reduction specialist at your nearest Ecology regional office. Or, contact the Department of Ecology for technical assistance for your business at 1-866-939-9991.

Strategy: Needed Prevention Tools and Authorities



CRITICAL 2010 MILESTONES	Who	WHEN	STATUS
TSCA Reform. Throughout year: 1) build leadership states' ability to respond to and represent states' principles; 2) educate and inform other states (ECOS); 3) form states/EPA TSCA working group	Ken Zarker		Ongoing.
Toxics Prevention Framework Legislation. Spring: approval for 2011 agency request bill, scope preliminary language, and begin stakeholder work. September: Gov's Office approval and legislative strategy	Carol Kraege	Fall, 2010	New. Big.
EPP Legislation: Spring: explore whether this proposal can be combined with toxics framework, approval for 2011 co-agency request with GA, scope preliminary language and begin stakeholder work. Fall: Gov's office approval and legislative strategy	Darin Rice	Fall, 2010	New. Reconfirm commitment from General Administration and Ecology.
Mixing Zones. February: grant submitted. May: preliminary fed decision. Jul-Aug: final fed decision. Sept-Oct: money available and project starts	Cheryl Niemi Darin Rice		New. Application complete. Dependent on funding.
Source Control Actions for Puget Sound: Seek funding for improving the Puget Sound box model to help in selecting source control actions to meet specific reduction targets.	Dale Norton, Dave Serdar	Fall, 2010	New. Application complete. Dependent upon grant award

Reduce Toxic Threats GMAP

Follow up from October

1. Telling our story
 - Roadmap is more strategic and focused than work plan
2. Mercury tracking at Treatment Storage Disposal Facilities (TSD)
 - For a number of reasons, mercury collected at TSDs is not a good metric to measure the success of the mercury collection programs we have in place.
 - Replaced this metric with a system that tracks progress of the biggest identified sources (auto switches, dental amalgam, bulk mercury, hospitals)
3. Data inconsistency in mercury data (13,640 v. 14,300 lbs collected)
4. Leveraging local work to benefit Hazardous Waste and Water Quality goals
 - Adding more jurisdictions/organizations to the existing local source control program will be difficult. One opportunity is to offer multi-media training to phase 1 and 2 communities tasked with doing source control work.
5. Align different lists of toxic chemicals.
 - A good idea that may need to be delayed due to resource limitations.